

# **Gryphon™ L GD4300**

General Purpose Coded  
Handheld Laser Bar Code Reader



**Quick Reference Guide**

**Datalogic Scanning, Inc.**

959 Terry Street

Eugene, OR 97402

USA

Telephone: (541) 683-5700

Fax: (541) 345-7140

© Datalogic, Inc. 2009-2013

An Unpublished Work - All rights reserved. No part of the contents of this documentation or the procedures described therein may be reproduced or transmitted in any form or by any means without prior written permission of Datalogic Scanning, Inc. or its subsidiaries or affiliates ("Datalogic" or "Datalogic Scanning"). Owners of Datalogic products are hereby granted a non-exclusive, revocable license to reproduce and transmit this documentation for the purchaser's own internal business purposes. Purchaser shall not remove or alter any proprietary notices, including copyright notices, contained in this documentation and shall ensure that all notices appear on any reproductions of the documentation.

Should future revisions of this manual be published, you can acquire printed versions by contacting your Datalogic representative. Electronic versions may either be downloadable from the Datalogic website ([www.datalogic.com](http://www.datalogic.com)) or provided on appropriate media. If you visit our website and would like to make comments or suggestions about this or other Datalogic publications, please let us know via the "Contact Datalogic" page.

**Disclaimer**

Datalogic has taken reasonable measures to provide information in this manual that is complete and accurate, however, Datalogic reserves the right to change any specification at any time without prior notice.

Datalogic and the Datalogic logo are registered trademarks of Datalogic S.p.A. in many countries, including the U.S.A. and the E.U. All other brand and product names may be trademarks of their respective owners.

**Patents**

This product may be covered by one or more of the following patents:

Design Patents: CN ZL200830142386.5; CN ZL200930006852.1;  
EP870787; USD599799; USD606076

Utility Patents: EP0789315B1; EP1128314B1; EP1128315B1; EP1396811B1;  
EP1413971B1; EP1942442B1; US5481098; US5493108; US5992740;  
US6454168; US6494376; US6517003; US6561427; US6808114;  
US6997385; US7387246

Additional Patents pending.

# Table of Contents

Gryphon L GD4300 Quick Reference Guide .....	1
END USER LICENSE AGREEMENT .....	1
Software Product Policy .....	5
Customers Under Software Support .....	5
Technical Features .....	6
Connect/Disconnect Cable .....	8
Connect Host Interface.....	8
Keyboard Wedge Interface .....	8
RS-232 Interface .....	8
USB Interface .....	9
Aim and Scan .....	9
Parts of the Reader .....	10
Scanning Modes .....	10
Cleaning .....	13
Troubleshooting .....	14
LED and Beeper Indications.....	15
Programming Barcodes .....	16
Resetting the Standard Product Defaults .....	16
RS-232 Interface .....	17
IBM Interface .....	17
USB Interface .....	18
Keyboard Wedge Interface .....	19
Ergonomic Recommendations.....	21
Regulatory Information .....	21
Power Supply .....	21
Laser Safety Compliance .....	22
Radio Frequency Interference Requirements .....	24
Reader Labeling .....	25
Aiming System .....	25

---

# NOTES

# Gryphon L GD4300

## Quick Reference Guide

### Datalogic Scanning, Inc.

#### GRYPHON™ PRODUCT SERIES END USER LICENSE AGREEMENT

**Notice to End User:** The Datalogic Product you have acquired contains embedded Software, which is integral to the product's operation. This Software is being provided to you under license, subject to the terms and conditions of this Agreement. If you use the Datalogic Product, you will be deemed to have accepted the terms and conditions of this Agreement. If you do not intend to be bound to the terms of this Agreement, Datalogic is not willing to license the Software to you, you may not use the Datalogic Product or the Software, and you must contact the party from whom you acquired the Datalogic Product for instructions.

This End User Software License Agreement ("Agreement") is a legally binding agreement governing the licensing of the Software and Documentation by Datalogic Scanning, Inc. and its Affiliates ("Datalogic") to the entity or person who has purchased or otherwise acquired a Datalogic Product ("End User"). For purposes of this Agreement, any software that is associated with a separate end-user license agreement is licensed to you under the terms of that license agreement. Datalogic and End User hereby agree as follows:

#### 1. Definitions.

- 1.1 "Affiliate" means a business entity currently existing or later acquired that controls, is controlled by, or is under common control with Datalogic S.p.A.
- 1.2 "Documentation" means materials such as user's guides, program reference guides, quick reference guides, manuals, or similar materials associated with or related to the Datalogic Product, whether in printed, "online", or other form.
- 1.3 "Proprietary Information" means: (a) source code, object code, software, documentation, and any related internal design, system design, data base design, algorithms, technology, technical data or information, implementation techniques, and trade secrets related to the Software, (b) any other trade secrets marked appropriately or identified as proprietary or confidential, and (c) any information that End User, under the circumstances, should recognize as confidential. Proprietary Information does not include any information that the receiving party can establish was (1) in the public domain, (2) already in the receiving party's possession or rightfully known prior to receipt, (3) rightfully learned from a third party not in violation of any other's proprietary rights, or (4) independently developed without access to Proprietary Information.
- 1.4 "Datalogic Product" means the Datalogic® Gryphon™ series scanner product, including all embedded Software in and all Documentation related to such product, which has been purchased or otherwise acquired by End User, whether obtained directly or indirectly from Datalogic.
- 1.5 "Software" means any software or computer programs of Datalogic or its third party licensors in machine readable form which is embedded in the Datalogic Product, whether obtained directly or indirectly from Datalogic, including any replacement, update, upgrade, enhancement or modification.

#### 2. Scope Of License Granted.

- 2.1 Datalogic grants to End User a non-exclusive, non-transferable, perpetual license to use the Software, solely on the Datalogic Product in which it is embedded ("designated Datalogic Product"), in machine-readable form only, solely for End User's internal business purposes. This Agreement does not convey ownership of the Software to End User. Title to the Software shall be and remain with Datalogic or the third party from whom Datalogic has obtained a licensed right. As used in this Agreement, the term "pur-

---

chase" or its equivalents when applied to the Software shall mean "acquire under license." End User is not entitled to receipt or use of the source code to any Software.

- 2.2 End User shall not copy, modify, decompile, disassemble, reverse engineer, or otherwise reproduce or remanufacture the Software, whether modified or unmodified, nor sell, assign, sublicense, distribute, lend, rent, give, or otherwise transfer the Software to any other person or organization, for purposes other than as expressly provided in this Agreement, without Datalogic's prior written consent.

### **3. Transfers, Support.**

- 3.1 Any copying, installing, reproduction, remanufacture, reverse engineering, electronic transfer, or other use of the Software on other than the designated Datalogic Product will be a material breach of this Agreement. However, Datalogic may elect not to terminate this Agreement or the granted licenses, but instead may elect to notify End User that End User is deemed to have ordered and accepted a license for each breaching use. End User shall pay Datalogic the applicable list price for such licenses as of the date of such breach.
- 3.2 End User shall not sell, assign, sublicense, distribute, lend, rent, give, or otherwise transfer the Datalogic Product to any third party unless such third party agrees with Datalogic in writing to be bound by the terms and conditions of this Agreement. Any such transfer of the Datalogic Product absent such agreement shall be null and void.
- 3.3 End User may obtain support for Software from Datalogic at Datalogic's standard support fees and under Datalogic's standard support terms and conditions in effect at the time the support is requested.

### **4. Intellectual Property.**

End User acknowledges that the Software constitutes valuable trade secrets of Datalogic or Datalogic's third party licensors and that the Software is protected by intellectual property laws and treaties. The license set forth in this Agreement does not transfer to End User any ownership of Datalogic's or its third party licensors' copyrights, patents, trademarks, service marks, trade secrets, or other intellectual property rights and End User shall have no right to commence any legal actions to obtain such rights. End User shall not remove, modify, or take any other action that would obscure any copyright, trademark, patent marking, or other intellectual property notices contained in or on the Datalogic Product.

### **5. Proprietary Information.**

- 5.1 End User acknowledges that Proprietary Information is the confidential, proprietary, and trade secret property of Datalogic and Datalogic's third party licensors and End User acquires no right or interest in any Proprietary Information.
- 5.2 End User shall not disclose, provide, or otherwise make available the Proprietary Information of Datalogic or its third party licensors to any person other than End User's authorized employees or agents who are under confidentiality agreement, and End User shall not use the Proprietary Information other than in conjunction with use of the Datalogic Product exclusively for End User's internal business purposes. End User shall take steps to protect the Proprietary Information no less securely than if it were End User's own intellectual property.
- 5.3 The provisions of this Proprietary Information Section shall survive and continue for five (5) years after the termination of this Agreement.

### **6. Limited Warranty.**

- 6.1 Datalogic warrants that, under normal use and operation, the Datalogic Product will conform substantially to the applicable Documentation for the period specified in the Documentation. During this period, for all reproducible nonconformities for which Datalogic has been given written notice, Datalogic will use commercially reasonable efforts to remedy nonconformities verified by Datalogic. End User agrees to supply Datalogic with all reasonably requested information and assistance necessary to help Datalogic in remedying such nonconformities. For all defects reported to Datalogic within the warranty period, Datalogic's liability is limited to providing End User with one copy of corrections or responding to End User's problem

---

reports according to Datalogic's standard assistance practices. Datalogic does not warrant that the product will meet End User's requirements or that use of the product will be uninterrupted or error free, or that Datalogic's remedial efforts will correct any nonconformance. This limited warranty does not cover any product that have been subjected to damage or abuse, whether intentionally, accidentally, or by neglect, or to unauthorized repair or unauthorized installation, and shall be void if End User modifies the product, uses the product in any manner other than as established in the Documentation, or if End User breaches any of the provisions of this Agreement.

- 6.2 EXCEPT AS PROVIDED IN THIS AGREEMENT, THE DATALOGIC PRODUCT IS PROVIDED "AS IS" AND DATALOGIC MAKES NO WARRANTIES OF ANY KIND, EXPRESS OR IMPLIED, WRITTEN OR ORAL, WITH RESPECT TO THE PRODUCT, AND SPECIFICALLY DISCLAIMS THE IMPLIED WARRANTIES OF MERCHANTABILITY AND FITNESS FOR A PARTICULAR PURPOSE.

## **7. Infringement.**

- 7.1 Datalogic will defend End User against any claim in a lawsuit that the Datalogic Product furnished hereunder infringe a United States patent or copyright of a third party and Datalogic will pay any damages finally awarded against End User by a court of competent jurisdiction that are attributable to such claim or will pay End User's part of any settlement that is attributable to such claim, provided, that 1) End User notifies Datalogic promptly in writing of the claim, 2) Datalogic controls the defense or settlement of the claim, and 3) End User cooperates fully with Datalogic in such defense or settlement. All notices of a claim should be sent to Datalogic Scanning, Inc., Legal Department, 959 Terry Street, Eugene, OR 97402.
- 7.2 In the defense or settlement of any such claim, Datalogic may, at its option, 1) procure for End User the right to continue using the Datalogic Product, 2) modify the Datalogic Product so that it becomes non-infringing, 3) replace the Datalogic Product with an equivalent product not subject to such claim, or 4) provide End User an opportunity to return the Datalogic Product and receive a refund of the purchase price paid, less a reasonable allowance for use.
- 7.3 Datalogic shall have no liability to End User for claims of infringement based upon 1) the use of any Datalogic Product in combination with any product which Datalogic has not either furnished or authorized for use with such Datalogic Product 2) the use of any Datalogic Product designed, manufactured, or modified to the specifications of End User, or 3) End User's modification of the Datalogic Product without written authorization from Datalogic.
- 7.4 THE FOREGOING STATES DATALOGIC'S COMPLETE AND ENTIRE OBLIGATION CONCERNING CLAIMS OF PATENT, COPYRIGHT, OR OTHER INTELLECTUAL PROPERTY INFRINGEMENT, CANCELS AND SUPERCEDES ANY PRIOR AGREEMENTS, WHETHER ORAL OR WRITTEN, BETWEEN THE PARTIES CONCERNING SUCH CLAIMS, AND WILL NOT BE MODIFIED OR AMENDED BY ANY PAST, CONTEMPORANEOUS, OR FUTURE AGREEMENTS OR DEALINGS BETWEEN THE PARTIES, WHETHER ORAL OR WRITTEN, EXCEPT AS SET FORTH IN A FUTURE WRITING SIGNED BY BOTH PARTIES.

## **8. Limitation Of Liability.**

EXCEPT AS PROVIDED IN SECTION 7, DATALOGIC SHALL NOT BE LIABLE FOR ANY CLAIMS AGAINST END USER BY ANY OTHER PARTY. IN NO EVENT SHALL DATALOGIC'S LIABILITY FOR DAMAGES, IF ANY, WHETHER BASED UPON CONTRACT, TORT (INCLUDING NEGLIGENCE), PRODUCT LIABILITY, STRICT LIABILITY, WARRANTY, OR ANY OTHER BASIS, EXCEED THE PRICE OR FEE PAID BY END USER FOR THE DATALOGIC PRODUCT. UNDER NO CIRCUMSTANCES SHALL DATALOGIC BE LIABLE TO END USER OR ANY THIRD PARTY FOR LOST PROFITS, LOST DATA, INTERRUPTION OF BUSINESS OR SERVICE, OR FOR ANY OTHER SPECIAL, CONSEQUENTIAL, CONTINGENT, INDIRECT, INCIDENTAL, PUNITIVE, EXEMPLARY, OR OTHER SIMILAR DAMAGES, EVEN IF DATALOGIC HAS BEEN ADVISED OF THE POSSIBILITY OF SUCH DAMAGES.

## **9. Government Restricted Rights; International Use.**

- 9.1 Use, duplication, or disclosure of the Software by the U.S. Government is subject to the restrictions for computer software developed at private expense as set forth in the U.S. Federal Acquisition Regulations at FAR 52.227-14(g), or 52.227-19 or in the Rights in Technical Data and Computer Software clause at DFARS 252.227-7013(c)(1)(ii), whichever is applicable.

- 
- 9.2 If End User is using the Datalogic Product outside of the United States, End User must comply with the applicable local laws of the country in which the Datalogic Product is used, with U.S. export control laws, and with the English language version of this Agreement. The provisions of the "United Nations Convention on International Sale of Goods" shall not apply to this Agreement.

**10. Termination.**

- 10.1 Either party may terminate this Agreement or any license granted under this Agreement at any time upon written notice if the other party breaches any provision of this Agreement.
- 10.2 Upon termination of this Agreement, End User immediately shall cease using any nonembedded software and shall return to Datalogic or destroy all non-embedded software covered by this Agreement, and shall furnish Datalogic with a certificate of compliance with this provision signed by an officer or authorized representative of End User. For embedded software, End User agrees to sign a waiver prepared by Datalogic concerning further use of the embedded Software. End User's resumed or continued use of the embedded Software after termination shall constitute End User's agreement to be bound by the terms and conditions of this Agreement for such use.

**11. General Provisions.**

- 11.1 Entire Agreement; Amendment. This document contains the entire agreement between the parties relating to the licensing of the Software and supercedes all prior or contemporaneous agreements, written or oral, between the parties concerning the licensing of the Software. This Agreement may not be changed, amended, or modified except by written document signed by Datalogic.
- 11.2 Notice. All notices required or authorized under this Agreement shall be given in writing, and shall be effective when received, with evidence of receipt. Notices to Datalogic shall be sent to the attention of Contract Administration, Datalogic Scanning, Inc., 959 Terry Street, Eugene, OR 97402, or such other address as may be specified by Datalogic in writing.
- 11.3 Waiver. A party's failure to enforce any of the terms and conditions of this Agreement shall not prevent the party's later enforcement of such terms and conditions.
- 11.4 Governing Law; Venue: This Agreement and the rights of the parties hereunder shall be governed by and construed in accordance with the laws of the State of Oregon U.S.A, without regard to the rules governing conflicts of law. The state or federal courts of the State of Oregon located in either Multnomah or Lane counties shall have exclusive jurisdiction over all matters regarding this Agreement, except that Datalogic shall have the right, at its absolute discretion, to initiate proceedings in the courts of any other state, country, or territory in which End User resides, or in which any of End User's assets are located.
- 11.5 Attorneys' Fees. In the event an action is brought to enforce the terms and conditions of this Agreement, the prevailing party shall be entitled to reasonable attorneys' fees, both at trial and on appeal.

**- END -**



## Software Product Policy

Datalogic reserves the right to ship its products with the latest version of software/firmware available. This provides our customers with the very latest in Datalogic software technology.

The only exception to this policy is when the buyer has a signed contract with Datalogic that clearly defines the terms and conditions for making software/firmware changes in products shipped to the buyer.

## Customers Under Software Support

Customers that elect to subscribe to Datalogic Software Maintenance and Support Agreement will receive 30 days advance notification of: (1) the release of a new software version; and/or (2) discontinuation of any prior software version that will no longer be supported. Datalogic will provide maintenance for a fee that will assist customers in transitioning to the next software version. If a customer is currently using the software version being discontinued, the customer may elect to transition to any one of the newer versions, depending on the hardware in use.

To arrange for a Software Maintenance and Support Agreement please contact your Datalogic sales person.

# Technical Features

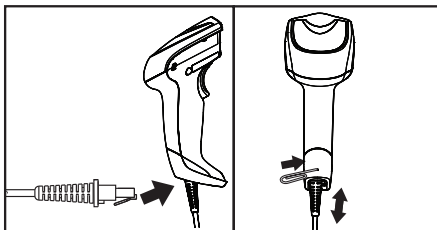
Item	Description
<b>Physical Characteristics</b>	
<b>Color</b>	White/Grey Black/Grey
<b>Dimensions</b>	Height 7.1" / 181mm Length 3.9" / 100mm Width 2.8" / 71mm
<b>Weight (without cable)</b>	Approximately 6.0 ounces/169 g
<b>Electrical Characteristics</b>	
<b>Voltage &amp; Current</b>	<b>GD4330 model:</b> Input current at $5V \pm 5\%$ = 260 mA (max) 2.5 mA (USB suspend) Standby (typical) $\leq 30$ mA  <b>GD4310 model:</b> Input Power = 1.2W max in the 4.5÷14V range 2.5 mA (USB suspend) Standby (typical): 30mA @5V, except 90mA @5V in IBM 46xx
<b>Performance Characteristics</b>	
<b>Light Source</b>	650nm Class 2 Laser
<b>Pitch (Yaw)</b>	$\pm 50^\circ$
<b>Skew</b>	$\pm 65^\circ$
<b>Roll (Tilt)</b>	$\pm 35^\circ$
<b>Scan Angle</b>	47° (normal) or 35° (narrow)
<b>Depth of Field (Typical)</b>	5 mil - 1.4" to 6.22" (3,6cm to 15,8cm) 13 mil* - 0.87" to 18.7" (2,2cm to 47,5cm) 20 mil - up to 27.1" (to 69cm)
<b>Minimum Element Width</b>	4 mil
<b>Print Contrast Minimum (Typical)</b>	15% minimum reflectance
<b>Decode Capability</b>	UPC/EAN/JAN, P2 /P5 add-ons; Code 39; Code 32; Code 128; Code 128 ISBT; Code 128 add-ons; Interleaved 2 of 5; Standard 2 of 5; Code 11; Codabar; EAN 128; GS1 DataBar™ Omnidirectional, GS1 DataBar™ Limited, GS1 DataBar™ Expanded, Code 4, Code 5, Follett 2 of 5.

<b>Interfaces Supported</b>	RS-232 Std., RS-232 Wincor-Nixdorf, RS-232 OPOS, IBM 46xx (ports 5B and 9B), USB Com Std., USB Keyboard, USB Alternate Keyboard, USB OEM, Keyboard Wedge (AT with or w/o Alternate Key, IBM AT PS2 with or w/o Alternate Key, PC-XT, IBM 3153, IBM Terminals 31xx, 32xx, 34xx, 37xx make only and make break keyboard, Digital Terminals VT2x, VT3xx, VT4xx, and Apple) and Wand Emulation.
<b>User Environment</b>	
<b>Operative Temperature</b>	32° to 122° F (0° to 50° C)
<b>Storage Temperature</b>	-4° to 158° F (-20° to 70° C)
<b>Humidity</b>	Operating: 5% to 90% relative humidity, non condensing
<b>Drop specifications</b>	18 drops from 1.8 meters (5.9 feet) to concrete
<b>Ambient Light immunity</b>	Up to 100,000 Lux
<b>Contaminants</b>	IP52
<b>ESD Level</b>	16 KV
<b>Regulatory</b>	
Electrical Safety	IEC 60950-1, CAN/CSA-C22.2 No. 60950-1-03; UL 60950-1
Laser Safety	EN/IEC 60825-1 Class 2 21 CFR 1040 (CDRH) (Class2)
Led class Safety	IEC Class 1
EMI/RFI	North America (FCC) : Part 15 Class B, Canada (IC) : ICES-003 Class B, European Union EMC Directive, Australian (C-tick), Russia (Gost), Mexico (NOM NYCE), South Korea (KCC)

\* (13 mils DOF based on EAN. All others are Code 39. All labels grade A, typical environmental light, 20°C, label inclination 10°)

1

## Connect/Disconnect Cable

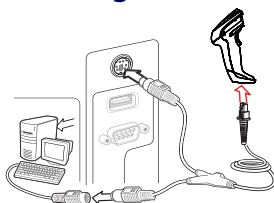


2

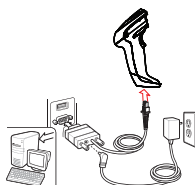
## Connect Host Interface



### Keyboard Wedge Interface

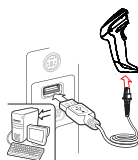


### RS-232 Interface



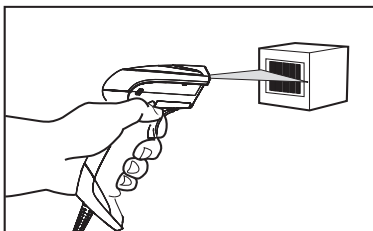


## USB Interface

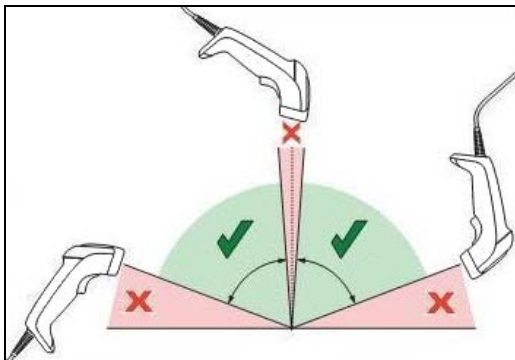


3

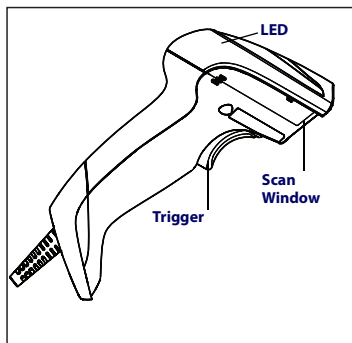
## Aim and Scan



The area shown in green below illustrates the area of typical maximum performance for the scanner.



## Parts of the Reader



## Scanning Modes

The reader can operate in one of several scanning modes:

**Trigger Single** — When the trigger is pulled, scanning is activated until one of the following occurs:

- a programmable duration<sup>1</sup> has elapsed
- a label has been read
- the trigger is released

This mode is associated with typical handheld reader operation: when the trigger is pulled, scanning starts and the product scans until the trigger is released, or a label is read, or the maximum programmable duration<sup>1</sup> has elapsed.

**Trigger Hold Multiple** — When the trigger is pulled, scanning starts and the product scans until the trigger is released or a programmable duration<sup>1</sup> has elapsed. Reading a label does not disable scanning. Double Read Timeout<sup>2</sup> prevents undesired multiple reads while in this mode.


**Trigger Pulse Multiple** — When the trigger is pulled and released, scanning is activated until programmable duration<sup>1</sup> has elapsed or the trigger has been pulled again to transition to another state. Double Read Timeout<sup>2</sup> prevents undesired multiple reads while in this mode.

- 
1. See the Product Reference Guide (PRG) for additional programmable features, in this case: Scanning Active Time.
  2. Double Read Timeout is also programmed using the PRG.


**Flashing** — The reader flashes<sup>1</sup> on and off regardless of the trigger status.

**Always On** — No trigger pull is required to read a barcode. Scanning is continually on<sup>2</sup>.

**Stand Mode** — No trigger pull is required to read a barcode. Scanning is alternatively turned on and off.



Scan Mode = Trigger Single




Scan Mode = Trigger Hold Multiple




Scan Mode = Trigger Pulse Multiple

- 
1. Controlled by Flash On Time and Flash Off Time. Use the PRG to program these options.
  2. For energy saving purposes, the Always On feature has a user programmable timeout (default 5 hours of inactivity). A single manual trigger pull is required to reactivate the scanner after the timeout.

**Scanning Modes — continued**



Scan Mode = Flashing



Scan Mode = Always On

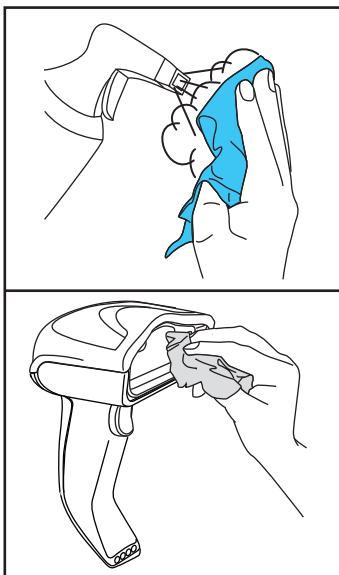


Scan Mode = Stand Mode



## Cleaning

Exterior surfaces and scan windows exposed to spills, smudges or debris require periodic cleaning to ensure best performance during scanning.



Use a soft, dry cloth to clean the product. If the product is very soiled, clean it with a soft cloth moistened with a diluted non-aggressive cleaning solution or diluted ethyl alcohol.



**CAUTION**

**Do not use abrasive or aggressive cleansing agents or abrasive pads to clean scan windows or plastics.**

**Do not spray or pour liquids directly onto the unit.**

# Troubleshooting

Problem	Possible Cause	Possible Solutions
Nothing happens when the scan button is pulled.	No power to the reader.	Check system power. Ensure power supply is connected.
	Interface or power cables are loose.	Ensure all cable connections are secure.
Laser comes on, but barcode does not decode.	Reader not programmed for correct barcode type.	Ensure reader is programmed to read the type of barcode scanned. Refer to the Product Reference Guide (PRG) for more information.
	Barcode label is unreadable.	Check the label to ensure it is not defaced. Try scanning another barcode type.
	Distance between reader and barcode is incorrect.	Move reader closer to or further from the barcode.
Barcode is decoded but not transmitted to the host.	Reader not programmed for the correct host type.	Scan the appropriate host type barcode. Refer to the Product Reference Guide (PRG) for more information.



**For detailed troubleshooting, refer to the Product Reference Guide.**

## LED and Beeper Indications

The reader's beeper sounds and its LED illuminates to indicate various functions or errors on the reader. A "Green Spot" also lights to indicate a good read. The tables below list these indications. One exception to the behaviors listed in the tables is that the reader's functions are programmable, and may or may not be turned on. For example, certain indications, such as the power-up beep can be disabled using programming barcode labels. Reference the PRG for a more detailed list.

Indication	LED	Beeper
Power-up	LED flashes/blinks on power-up, however, this may be too rapid to view. With a USB interface, the LED blinks until enumeration with the host is completed.	Reader beeps four times at highest frequency and volume upon power-up.
Good Read	LED behavior for this indication is configurable using the PRG.	One beep at current frequency, volume, mono/bi-tonal setting upon a successful label scan.
ROM Failure	200ms on / 200ms off	Reader sounds one error beep at highest volume for 200 mS.
Limited Scanning Label Read	N/A	Reader 'chirps' six times at the highest frequency and current volume.
Reader Disabled	The LED blinks continuously 100ms on / 900 ms off	N/A


## Programming Barcodes

For your convenience, this guide includes the programming barcodes required to configure the reader for use with different interface (terminal/host) types.

See the Product Reference Guide (PRG) for more complete information about programming and configurable features. You can download the latest version of the PRG and any other available publications for the reader from the website listed on the back cover of this manual.

## Resetting the Standard Product Defaults

If you aren't sure what programming options are in your reader, or you've changed some options and want the factory settings restored, scan the Factory Default Settings barcode below. This will copy the factory configuration for the currently active interface to the current configuration.




Factory Default Settings




**Some interfaces require the scanner to start in the disabled state when powered up. If additional scanner configuration is desired while in this state, pull the trigger and hold it for five seconds. The scanner will change to a state that allows programming with barcodes.**

## RS-232 Interface


To use an RS-232 interface, scan the barcode for the desired RS-232 host type.



Select RS-232 Standard




Select RS-232 Wincor Nixdorf




Select RS-232 OPOS (for use with OPOS/UPOS/JavaPOS)

## IBM Interface




Select IBM Port 5B




Select IBM Port 9B

## USB Interface


The reader attaches directly to a USB host, or a powered USB hub, and is powered by it. No additional power supply is required. When using a USB interface, the reader auto-detects the USB cable and defaults to either the USB keyboard interface (GD4330) or USB-OEM interface (GD4310).




Select USB Keyboard (with standard key encoding)




Select USB-COM-STD<sup>1</sup> (simulates RS-232 standard interface)



Select USB Alternate Keyboard (with alternate key encoding)



Select USB OEM




Select USB-KBD-APPLE (for Apple computers)

---

1. Download the correct USB Com driver from [www.datalogic.com](http://www.datalogic.com).


## Keyboard Wedge Interface

To use a Keyboard Wedge interface, scan the barcode for the desired keyboard type.




Select KBD-AT

(AT, PS/2 25-286, 30-286, 50, 50Z, 60, 70, 80, 90 & 95  
w/Standard Key Encoding)




Select KBD-AT-NK

(IBM AT PS2 with standard key encoding but without external keyboard)




Select KBD-AT-ALT

(AT, PS/2 25-286, 30-286, 50, 50Z, 60, 70, 80, 90 & 95  
w/Alternate Key)




Select KBD-AT-ALT-NK (for IBM AT PS2 with alternate key  
encoding but without external keyboard)


**Keyboard Wedge Interface — continued**




Select KBD-XT (PC/XT w/Standard Key Encoding)




Select KBD-IBM-3153 (for IBM Terminal 3153)



Select KBD-IBM-M  
(for IBM Terminals 31xx, 32xx, 34xx, 37xx make only keyboard)



Select KBD-IBM-MB  
(for IBM Terminals 31xx, 32xx, 34xx, 37xx make break keyboard)



Select KBD-DIG-VT  
(for DIGITAL Terminals VT2xx, VT3xx, VT4xx)



## Ergonomic Recommendations



**CAUTION**

**To avoid or minimize the potential risk of ergonomic injury, follow the recommendations below. Consult with your local Health & Safety Manager to ensure that you are adhering to your company's safety programs to prevent employee injury.**

- Reduce or eliminate repetitive motion
- Maintain a natural position
- Reduce or eliminate excessive force
- Keep objects that are used frequently within easy reach
- Perform tasks at correct heights
- Reduce or eliminate vibration
- Reduce or eliminate direct pressure
- Provide adjustable workstations
- Provide adequate clearance
- Provide a suitable working environment
- Improve work procedures.

## Regulatory Information

All models are designed to be compliant with rules and regulations in locations they are sold and will be labeled as required.

Any changes or modifications to equipment not expressly approved by Datalogic could void the user's authority to operate the equipment.

## Power Supply

This device is intended to be connected to a UL Listed/CSA Certified computer which supplies power directly to the reader or else be supplied by UL Listed/CSA Certified Power Unit marked "Class 2" or LPS power source rated 4.5-14 minimum 600mA for GD4310 or rated 5.2V minimum 600mA for GD4330, which supplies power directly to the reader via the power connector of the cable.

Use only authorized power supplies supplied by your Datalogic reseller. The use of any other power supplies can damage the reader and void your warranty.



**For USB Power Off Terminal applications, attach to USB 1.0, 1.1 or 2.0 host device only.**

## Laser Safety Compliance

The laser scanner conforms to the applicable requirements of both CDRH 21 CFR 1040 and EN60825-1 at the date of manufacture. The laser light is visible to the human eye and is emitted from the output window.



### CAUTION

**Use of controls or adjustments or performance of procedures other than those specified herein may result in exposure to hazardous visible laser light.**

**The laser scanner utilizes a low-power laser diode. Although staring directly at the laser beam momentarily causes no known biological damage, avoid staring at the beam as one would any very strong light source, such as the sun. Avoid allowing the laser beam to hit the eye of an observer, even through reflective surfaces such as mirrors, etc.**

ITALIANO	LUCE LASER NON FISSARE IL RAGGIO APPARECCHIO LASER DI CLASSE 2
FRANÇAIS	RAYON LASER EVITER DE REGARDER LE RAYON APPAREIL LASER DE CLASSE 2
DEUTCH	LASERSTRAHLUNG NICHT IN DEN STRAHL BLICKEN PRODUKT DER LASERKLASSE 2
ESPAÑOL	RAYO LÁSER NO MIRAR FIJO EL RAYO APARATO LÁSERDE CLASE 2



China RoHS

PART	部件名称	Lead (Pb)	Mercury (Hg)	Cadmium (Cd)	Hexavalent Chromium (Cr(VI))	Polybrominated biphenyls (PBB)	Polybrominated diphenyl ethers (PBDE)
		有毒有害物质或元素					
		铅	汞	镉	六价铬	多溴联苯	多溴二苯醚
Printed Circuit Board Assembly	电路板组件	X	O	O	O	O	O
Assy, Optics Block	光学组件	X	O	O	O	O	O
Assy, Module	光学组件	X	O	O	O	O	O
<b>O:</b> 代表此种部件的所有均质材料中所含的该种有毒有害物质均低于中华人民共和国信息产业部所颁布的《电子信息产品中有毒有害物质的限量要求》(SJ/T 11363-2006) 规定的限量。							
<b>X:</b> 代表此种部件所用的均质材料中, 至少有一类材料其所含的有毒有害物质高于中华人民共和国信息产业部所颁布的《电子信息产品中有毒有害物质的限量要求》(SJ/T 11363-2006) 规定的限量							

## Radio Frequency Interference Requirements



This equipment has been tested and found to comply with the limits for a Class B digital device, pursuant to Part 15 of the FCC rules. These limits are designed to provide reasonable protection against harmful interference in a residential installation. This equipment generates, uses, and can radiate radio frequency energy and, if not installed and used in accordance with the instruction manual, may cause harmful interference to radio communications. However there is no guarantee that interference will not occur in a particular installation. If the equipment does cause harmful interference to radio or television reception, which can be determined by turning the equipment off and on, the user is encouraged to try to correct the interference by one or more of the following measures:

- Re-orient or relocate the receiving antenna.
- Increase the separation between the equipment and receiver.
- Connect the equipment into an outlet on a circuit different from that to which the receiver is connected.
- Consult the dealer or an experienced radio/TV technician for help.



**The user is cautioned that changes or modifications not expressly approved by the party responsible for compliance could void the user's authority to operate the equipment.**

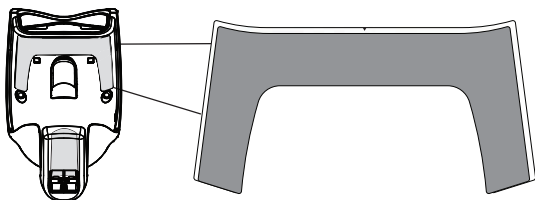
## Radio Frequency Interference Requirements - Canada

This Class B digital apparatus complies with Canadian ICES-003. Cet appareil numérique de la classe B est conforme à la norme NMB-003 du Canada.

## Reader Labeling

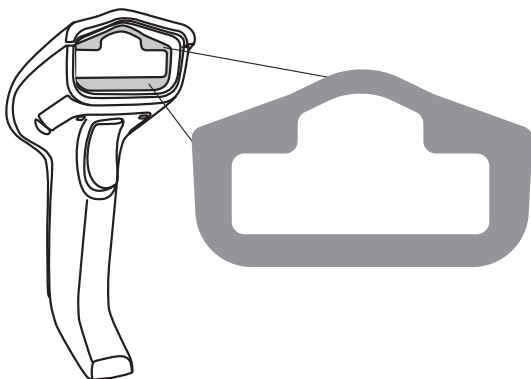
Sample labels are shown here to illustrate their location only. Please view the labels on your product for actual details, as they may vary from those depicted.

**Scanner Regulatory Label**



## Aiming System

The Gryphon<sup>™</sup> aiming system meets the Class 2 requirements for laser safety. The laser information is located on the window of the Scanner as shown below.





## **Waste Electrical and Electronic Equipment (WEEE) Statement**

### **English**

For information about the disposal of Waste Electrical and Electronic Equipment (WEEE), please refer to the website at [www.datalogic.com](http://www.datalogic.com).

### **Italian**

Per informazioni sullo smaltimento delle apparecchiature elettriche ed elettroniche consultare il sito Web [www.datalogic.com](http://www.datalogic.com).

### **French**

Pour toute information relative à l'élimination des déchets électroniques (WEEE), veuillez consulter le site internet [www.datalogic.com](http://www.datalogic.com).

### **German**

Informationen zur Entsorgung von Elektro- und Elektronik- Altgeräten (WEEE) erhalten Sie auf der Webseite [www.datalogic.com](http://www.datalogic.com).

### **Spanish**

Si desea información acerca de los procedimientos para el desecho de los residuos del equipo eléctrico y electrónico (WEEE), visite la página Web [www.datalogic.com](http://www.datalogic.com).

### **Portuguese**

Para informações sobre a disposição de Sucatagem de Equipamentos Elétricos e Eletrônicos (WEEE -Waste Electrical and Electronic Equipment), consultar o site web [www.datalogic.com](http://www.datalogic.com).

### **Chinese**

有关处理废弃电气电子设备 (WEEE) 的信息，请参考 Datalogic 公司的网站：<http://www.datalogic.com/>。

### **Japanese**

廃電気電子機器 (W E E E) の処理についての関連事項は Datalogic のサイト [www.datalogic.com](http://www.datalogic.com) をご参照下さい。

## **Datalogic Scanning Limited Factory Warranty**

### **Warranty Coverage**

Datalogic warrants to Customer that Datalogic's products will be free from defects in materials and workmanship for a period of five years from product shipment.

Datalogic Scanning ("Datalogic") hardware products are warranted against defects in material and workmanship under normal and proper use. The liability of Datalogic under this warranty is limited to furnishing the labor and parts necessary to remedy any defect covered by this warranty and restore the product to its normal operating condition. Repair or replacement of product during the warranty does not extend the original warranty term. Products are sold on the basis of specifications applicable at the time of manufacture and Datalogic has no obligation to modify or update products once sold.

If Datalogic determines that a product has defects in material or workmanship, Datalogic shall, at its sole option repair or replace the product without additional charge for parts and labor, or credit or refund the defective products duly returned to Datalogic. To perform repairs, Datalogic may use new or reconditioned parts, components, subassemblies or products that have been tested as meeting applicable specifications for equivalent new material and products. Customer will allow Datalogic to scrap all parts removed from the repaired product. The warranty period shall extend from the date of shipment from Datalogic for the duration published by Datalogic for the product at the time of purchase (Warranty period). Datalogic warrants repaired hardware devices against defects in workmanship and materials on the repaired assembly for a 90 day period starting from the date of shipment of the repaired product from Datalogic or until the expiration of the original warranty period, whichever is longer. Datalogic does not guarantee, and it is not responsible for, the maintenance of, damage to, or loss of configurations, data, and applications on the repaired units and at its sole discretion can return the units in the "factory default" configuration or with any software or firmware update available at the time of the repair (other than the firmware or software installed during the manufacture of the product). Customer accepts responsibility to maintain a back up copy of its software and data.

### **Warranty Claims Process**

In order to obtain service under the Factory Warranty, Customer must notify Datalogic of the claimed defect before the expiration of the applicable Warranty period and obtain from Datalogic a return authorization number (RMA) for return of the product to a designated Datalogic service center. If Datalogic determines Customer's claim is

valid, Datalogic will repair or replace product without additional charge for parts and labor. Customer shall be responsible for packaging and shipping the product to the designated Datalogic service center, with shipping charges prepaid. Datalogic shall pay for the return of the product to Customer if the shipment is to a location within the country in which the Datalogic service center is located. Customer shall be responsible for paying all shipping charges, duties, taxes, and any other charges for products returned to any other locations. Failure to follow the applicable RMA policy, may result in a processing fee. Customer shall be responsible for return shipment expenses for products which Datalogic, at its sole discretion, determines are not defective or eligible for warranty repair.

### **Warranty Exclusions**

The Datalogic Factory Warranty shall not apply to:

- (i) any product which has been damaged, modified, altered, repaired or upgraded by other than Datalogic service personnel or its authorized representatives;
- (ii) any claimed defect, failure or damage which Datalogic determines was caused by faulty operations, improper use, abuse, misuse, wear and tear, negligence, improper storage or use of parts or accessories not approved or supplied by Datalogic;
- (iii) any claimed defect or damage caused by the use of product with any other instrument, equipment or apparatus;
- (iv) any claimed defect or damage caused by the failure to provide proper maintenance, including but not limited to cleaning the upper window in accordance with product manual;
- (v) any defect or damage caused by natural or man-made disaster such as but not limited to fire, water damage, floods, other natural disasters, vandalism or abusive events that would cause internal and external component damage or destruction of the whole unit, consumable items;
- (vi) any damage or malfunctioning caused by non-restoring action as for example firmware or software upgrades, software or hardware reconfigurations etc.;
- (vii) the replacement of upper window/cartridge due to scratching, stains or other degradation and/or
- (viii) any consumable or equivalent (e.g., cables, power supply, batteries, keypads, touch screen, triggers etc.).



**No Assignment**

Customer may not assign or otherwise transfer its rights or obligations under this warranty except to a purchaser or transferee of product. No attempted assignment or transfer in violation of this provision shall be valid or binding upon Datalogic.

DATALOGIC'S LIMITED WARRANTY IS IN LIEU OF ALL OTHER WARRANTIES, EXPRESS OR IMPLIED, ORAL OR WRITTEN, STATUTORY OR OTHERWISE, INCLUDING, WITHOUT LIMITATION, ANY IMPLIED WARRANTIES OF MERCHANTABILITY, FITNESS FOR A PARTICULAR PURPOSE, OR NONINFRINGEMENT. DATALOGIC SHALL NOT BE LIABLE FOR ANY DAMAGES SUSTAINED BY CUSTOMER ARISING FROM DELAYS IN THE REPLACEMENT OR REPAIR OF PRODUCTS UNDER THE ABOVE. THE REMEDY SET FORTH IN THIS WARRANTY STATEMENT IS THE CUSTOMER'S SOLE AND EXCLUSIVE REMEDY FOR WARRANTY CLAIMS. UNDER NO CIRCUMSTANCES WILL DATALOGIC BE LIABLE TO CUSTOMER OR ANY THIRD PARTY FOR ANY LOST PROFITS, OR ANY INCIDENTAL, CONSEQUENTIAL IN-DIRECT, SPECIAL OR CONTINGENT DAMAGES REGARDLESS OF WHETHER DATALOGIC HAD ADVANCE NOTICE OF THE POSSIBILITY OF SUCH DAMAGES.

**Risk of Loss**

Customer shall bear risk of loss or damage for product in transit to Datalogic. Datalogic shall assume risk of loss or damage for product in Datalogic's possession. In the absence of specific written instructions for the return of product to Customer, Datalogic will select the carrier, but Datalogic shall not thereby assume any liability in connection with the return shipment.

# NOTES



Datalogic Scanning Group Srl  
 Via S. Vitalino, 13  
 Lippo di Calderara di Reno (BO)  
 40012 Italy

*dichiara che  
 declares that the  
 déclare que le  
 bescheinigt, daß das Gerät  
 declara que el*

**GD43xx**

*e tutti i suoi modelli  
 and all its models  
 et tous ses modèles  
 und seine Modelle  
 y todos sus modelos*

*sono conformi alle Direttive del Consiglio Europeo sottoelencate:  
 are in conformity with the requirements of the European Council Directives listed below:  
 sont conformes aux spécifications des Directives de l'Union Européenne ci-dessous:  
 den nachstehenden angeführten Direktiven des Europäischen Rats:  
 cumple con los requisitos de las Directivas del Consejo Europeo, según la lista siguiente:*

### 2004/108/EC EMC Directive

*Basate sulle legislazioni degli Stati membri in relazione alla compatibilità elettromagnetica ed alla sicurezza dei prodotti.*

*On the approximation of the laws of Member States relating to electromagnetic compatibility and product safety.*

*Basée sur la législation des Etats membres relative à la compatibilité électromagnétique et à la sécurité des produits.*

*Über die Annäherung der Gesetze der Mitgliedsstaaten in bezug auf elektromagnetische Verträglichkeit und Produktsicherheit entsprechen.*

*Basado en la aproximación de las leyes de los Países Miembros respecto a la compatibilidad electromagnética y las Medidas de seguridad relativas al producto.*

*Questa dichiarazione è basata sulla conformità dei prodotti alle norme seguenti:*

*This declaration is based upon compliance of the products to the following standards:*

*Cette déclaration repose sur la conformité des produits aux normes suivantes:*

*Diese Erklärung basiert darauf, daß das Produkt den folgenden Normen entspricht:*

*Esta declaración se basa en el cumplimiento de los productos con las siguientes normas:*

**EN 55022 (CLASS A ITE), SEPTEMBER 2006:  
 AMENDMENT A1 (CLASS A ITE), OCTOBER 2000**

*LIMITS AND METHODS OF MEASUREMENTS OF RADIO DISTURBANCE CHARACTERISTICS OF INFORMATION TECHNOLOGY EQUIPMENT*


**EN 55024, SEPTEMBER 1998:  
 AMENDMENT A1:2001+A2:2003**

*INFORMATION TECHNOLOGY EQUIPMENT*

*IMMUNITY CHARACTERISTICS*

*LIMITS AND METHODS OF MEASUREMENT*

Lippo di Calderara, August 30<sup>th</sup>, 2011

Ruggero Cacioppo  
 Quality Assurance Manager  


**Australia**

Datalogic Scanning Pty Ltd  
Telephone: [61] (2) 9870 3200  
australia.scanning@datalogic.com

**France and Benelux**

Datalogic Scanning SAS  
Telephone: [33].01.64.86.71.00  
france.scanning@datalogic.com

**Germany**

Datalogic Scanning GmbH  
Telephone: 49 (0) 61 51/93 58-0  
germany.scanning@datalogic.com

**India**

Datalogic Scanning India  
Telephone: 91- 22 - 64504739  
india.scanning@datalogic.com

**Italy**

Datalogic Scanning SpA  
Telephone: [39] (0) 39/62903.1  
italy.scanning@datalogic.com

**Japan**

Datalogic Scanning KK  
Telephone: 81 (0)3 3491 6761  
japan.scanning@datalogic.com

**Latin America**

Datalogic Scanning, Inc  
Telephone: (305) 742-2206  
latinamerica.scanning@datalogic.com

**Singapore**

Datalogic Scanning Singapore PTE LTD  
Telephone: (65) 6435-1311  
singapore.scanning@datalogic.com

**Iberia**

Datalogic Scanning SAS Sucursal en España  
Telephone: 34 91 746 28 60  
spain.scanning@datalogic.com

**United Kingdom**

Datalogic Scanning LTD  
Telephone: 44 (0) 1582 464900  
uk.scanning@datalogic.com

**KUMAI DENT**  
Immer eine ID besser  
**+49 711 90 11 88-0**  
**www.kumaident.de**



**www.datalogic.com**

**Datalogic Scanning, Inc.**

959 Terry Street  
Eugene, OR 97402  
USA  
Telephone: (541) 683-5700  
Fax: (541) 345-7140

